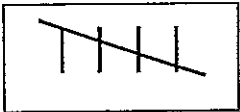





Favorite Fruit Tally



Use tally marks to show how many fruits are in each group. Then circle the number that shows how many. The first one is done for you.





1 2 3 4 ⑤




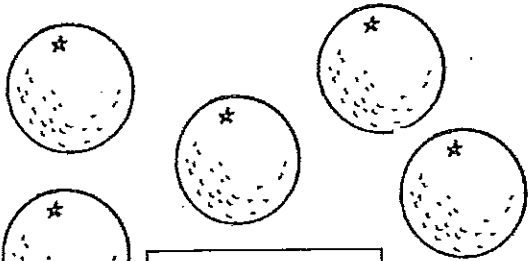
1 2 3 4 5




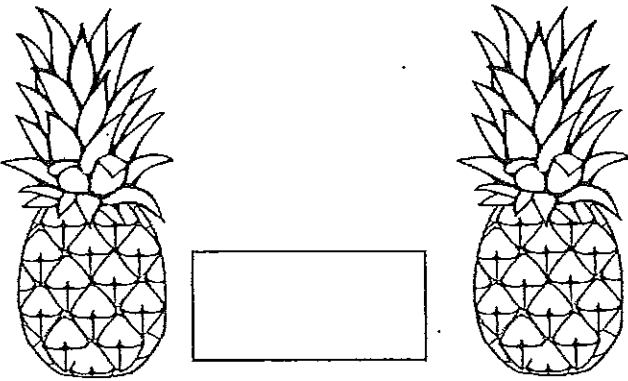
1 2 3 4 5



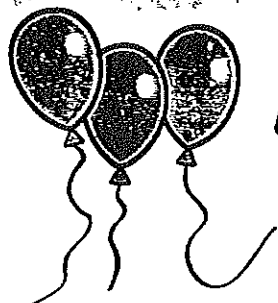
1 2 3 4 5




1 2 3 4 5



1 2 3 4 5



Adding Balloons: Up to 10!



Solve the addition problems below!

1.

4



+ 2



2.

6



+ 1



3.

5



+ 2




4.

3



+ 3



5.

4



+ 0

6.

5



+ 4



7.

6



+ 3



8.

7



+ 3





Worksheets PDF
Teaching Resources

Name: _____

Date: _____

ADDITION

Find the sum of addition problem.

$$\begin{array}{|c|} \hline \bullet \bullet \\ \bullet \bullet \\ \bullet \bullet \\ \hline \end{array} + \begin{array}{|c|} \hline \bullet \\ \bullet \\ \hline \end{array} = \begin{array}{|c|} \hline 8 \\ \hline \end{array}$$

$$\begin{array}{|c|} \hline \bullet \bullet \\ \bullet \bullet \\ \hline \end{array} + \begin{array}{|c|} \hline \bullet \bullet \\ \bullet \bullet \\ \hline \end{array} = \begin{array}{|c|} \hline \\ \hline \end{array}$$

$$\begin{array}{|c|} \hline \bullet \bullet \\ \bullet \bullet \\ \hline \end{array} + \begin{array}{|c|} \hline \bullet \\ \hline \end{array} = \begin{array}{|c|} \hline \\ \hline \end{array}$$

$$\begin{array}{|c|} \hline \bullet \\ \hline \end{array} + \begin{array}{|c|} \hline \bullet \\ \bullet \\ \hline \end{array} = \begin{array}{|c|} \hline \\ \hline \end{array}$$

$$\begin{array}{|c|} \hline \bullet \bullet \\ \bullet \bullet \\ \hline \end{array} + \begin{array}{|c|} \hline \bullet \bullet \\ \bullet \bullet \\ \hline \end{array} = \begin{array}{|c|} \hline \\ \hline \end{array}$$

$$\begin{array}{|c|} \hline \bullet \bullet \\ \bullet \bullet \\ \hline \end{array} + \begin{array}{|c|} \hline \bullet \\ \hline \end{array} = \begin{array}{|c|} \hline \\ \hline \end{array}$$

How Much Money

25¢ 5¢ 10¢ 1¢



Name _____

Date _____

Numbers 1 to 100

1	2	3	4	5	6	7	8	9	10
11	12	13	14	15	16	17	18	19	20
21	22	23	24	25	26	27	28	29	30
31	32	33	34	35	36	37	38	39	40
41	42	43	44	45	46	47	48	49	50
51	52	53	54	55	56	57	58	59	60
61	62	63	64	65	66	67	68	69	70
71	72	73	74	75	76	77	78	79	80
81	82	83	84	85	86	87	88	89	90
91	92	93	94	95	96	97	98	99	100

Write numbers 1 through 10 on your own in your very best handwriting.

1

2

3

4

5

6

7

8

9

10



Number Chart from 1 to 100 (empty)

Grade 1 Number Charts

Count by 1 from 1 to 100

1									
									100

Name _____ Personal Hygiene





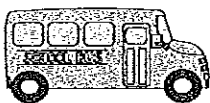

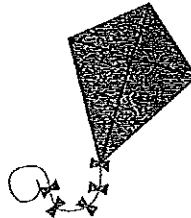




Personal Care Checklist




How Often Do I . . .	Daily	Regularly
1. Brush my teeth?		
2. Take a bath or shower?		
3. Change my underwear?		
4. Change my socks?		
5. Change my clothes?		
6. Wash my hair?		
7. Cut my hair?		
8. Cut my nails?		

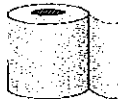


Sally doesn't know which items belong in the kitchen! Help her out. Circle the items that belong in the kitchen.





Help Tom name the bathroom items. Circle the name of the item.



toilet paper bath tub



tooth brush floss



bath tub toilet



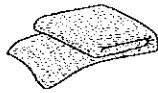
mouth wash cup



tooth brush towel



hair dryer sink



towel bath tub



tooth paste tooth brush




soap sink

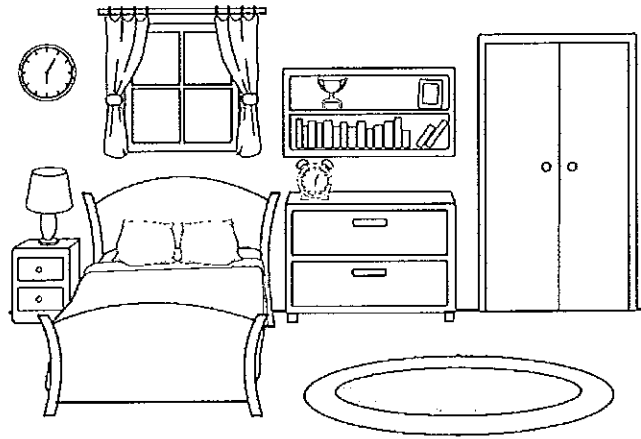


bath tub toilet


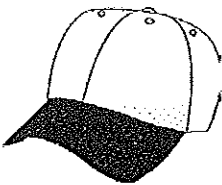









Sam needs help knowing which items go in the bedroom. Color the bedroom items green.



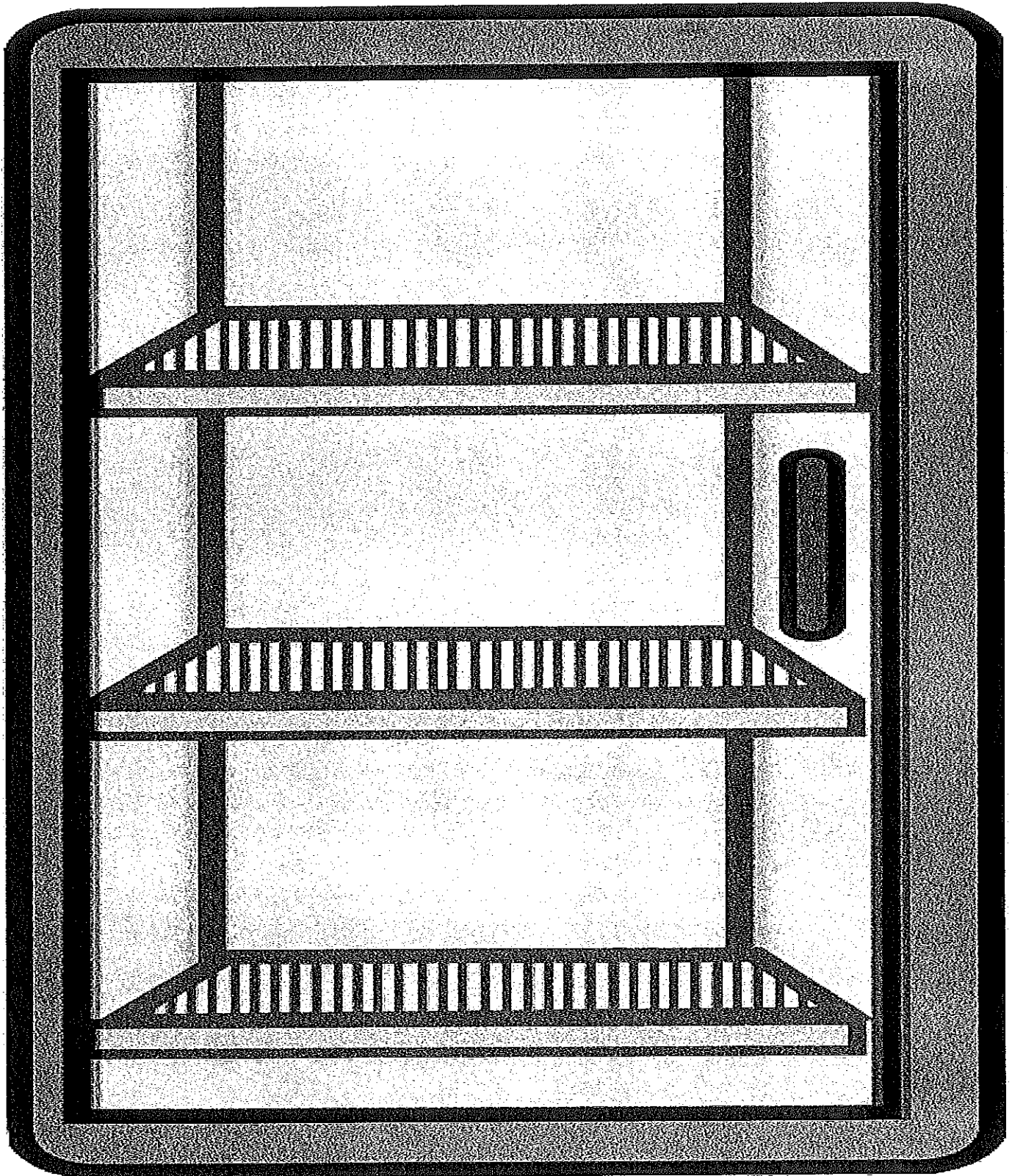
Bedroom



Pantry



Refrigerator



Freezer

